

HOFMANN®



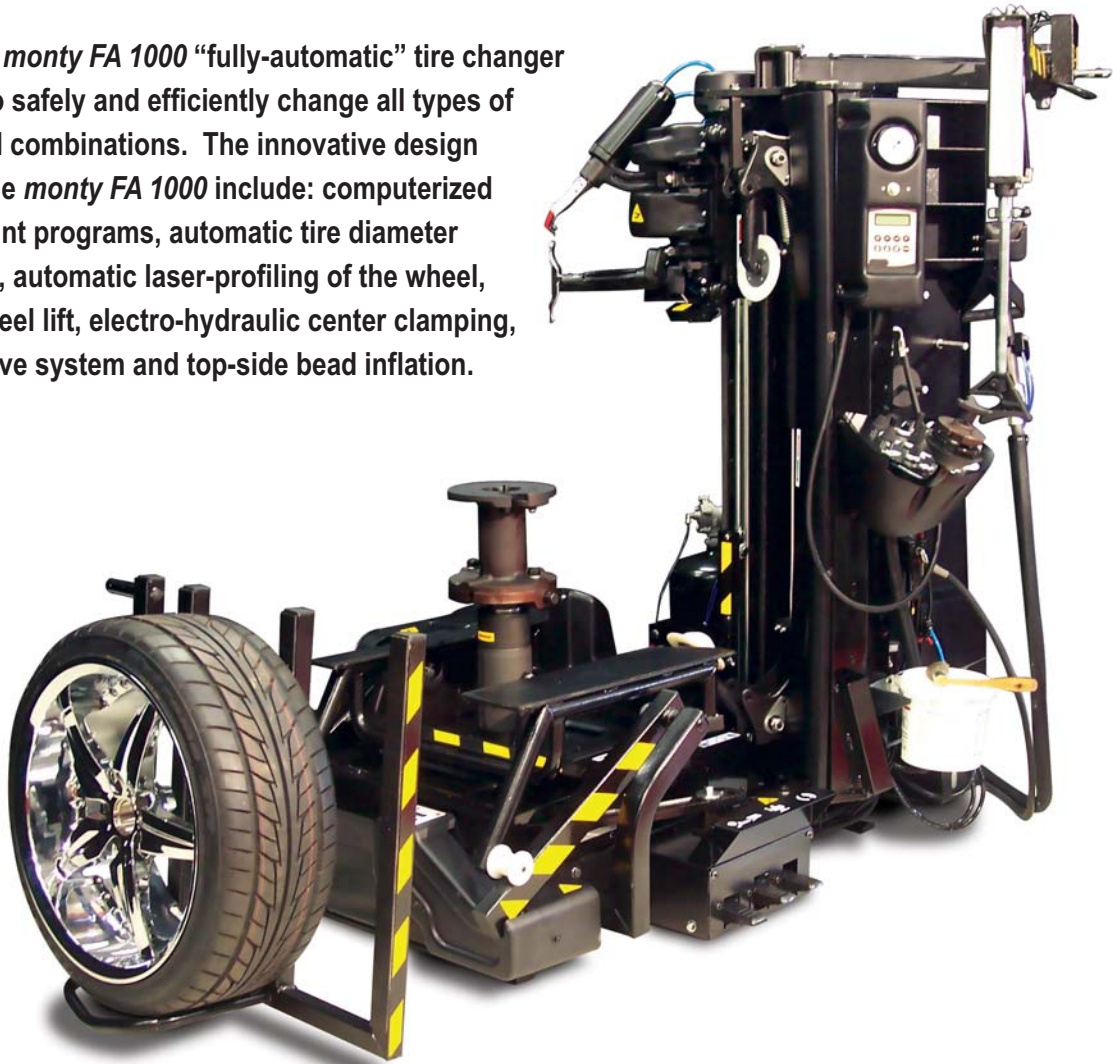
monty™ FA 1000

AUTOMATIC TIRE CHANGER

NEW!

HOFMANN *monty*™ FA 1000

The Hofmann *monty* FA 1000 “fully-automatic” tire changer is designed to safely and efficiently change all types of tire and wheel combinations. The innovative design features on the *monty* FA 1000 include: computerized mount/demount programs, automatic tire diameter measurement, automatic laser-profiling of the wheel, integrated wheel lift, electro-hydraulic center clamping, two-speed drive system and top-side bead inflation.




Computerized Mount/Demount Programs



- Technician can choose from Standard, Soft side-wall or Sports tires such as high-performance, low-profile and run-flats.
- The technician is guided step-by-step through the tire changing process using a single “paddle switch” control.
- The technician can choose a Manual program and use the individual controls for tire matching and for TPMS service.

Lever-Less No-Contact Mount/Demount Tools



- Tools are automatically positioned safely and precisely via patented imaging technology - eliminating damage caused by tool-to-wheel contact.
- Designed to perfectly match the shape of the tire bead and wheel bead seat area.



Center Clamping



- Patented wheel clamping system is fast and easy!
- Protective table & center cones reduce the chance of wheel damage.

Smart Vision™



- Patented laser imaging technology scans wheel profile for precise tool placement.

Integrated Wheel Lift



- Front-mounted wheel lift automatically measures the tire's diameter for precise placement onto the clamping pedestal.
- Paddle switch control effortlessly positions the tire onto the changer.
- Designed to assist the technician and reduce fatigue.
- Reduces the chance of damaging expensive wheels.

monty™ FA 1000




Pneumatic Bead Assist



- Maintains top bead in drop-center on difficult performance wheels.
- Reduces the chance of top bead damage.
- Allows one technician to change any wheel.

Two-Speed Drive System



- Foot pedal motor control system delivers the right torque and speed.
- Two speeds: Low speed with high torque, and fast speed with less torque.

Top-Side Bead Inflation



- No need to demount wheel from tire changer.
- Inflates difficult wheels quickly and easily.

Specifications

Wheel Diameter Range	10" - 30"
Max. Tire Diameter	47"
Max. Wheel Width	17"
Max. Wheel Weight	154 lbs.
Work Area Dimensions (D x W x H)	67" x 47" x 79"
Shipping Weight	2,050 lbs.
Air Requirements	110 - 170 PSI
Power Requirements*	120V, 1Ph, 60Hz

Optional Accessories

Reverse-mounted wheel kit	EAA0351G60A
Light-truck wheel kit	EAA0351G29A

For more information on the FA 1000, standard or optional accessories, contact a Local Sales Representative or visit our web site.



USA

309 Exchange Avenue • Conway, AR 72032
(800) 251-4500 • (501) 505-2662
Fax (501) 450-2085 • www.hofmann-usa.com

Canada

6500 Millcreek Drive • Mississauga, ONT L5N 2W6
(800) 267-2185
Fax (905) 821-2073 • www.hofmann.ca